


For foreigners living in Kasai City

# Guidebook on how to separate and dispose of household waste



“Kasai-san of Kasai,”  
a mascot character of the  
Kasai City Tourism

**Environment Division, Living Environment  
Department, Kasai-shi Office**  
Phone: 0790-42-8719

Types of Separation  
P.1

Purpose and Rules of  
Separation P.2

Burnable Garbage  
P.3

Landfill Garbage  
P.4

Small Home Appliances  
P.5

PET Bottles, Paper  
Cartons,  
and Trays P.6

Metals, Cans, and  
Bottles P.7

Paper, Clothing, Tree  
Cuttings, etc. P.8

Oversized Trashes  
P.9

Garbage that cannot be  
collected in Kasai City  
P.10

# Types of Separation



**Burnable garbage**  
(Garbage bag designated by Kasai City)  
**Page 3**



**Landfill garbage**  
(Garbage bag designated by Kasai City)  
**Page 4**



**Small home appliances**  
(Transparent or semi-transparent bag)



**PET bottles**  
(Transparent or semi-transparent bag)  
**Page 6**



**Paper cartons and trays**  
(Transparent or semi-transparent bag)  
**Page 6**



**Metals and cans**  
(Transparent or semi-transparent bag)  
**Page 7**



**Bottles**  
[Please throw them away in the three types of steel drums installed at the garbage terminal]  
**Page 7**



**Oversized trashes (items that exceed 30 cm in length)**  
[These **cannot be put out** to the garbage terminal. Please bring directly to the Ono City Clean Center or Kasai City Clean Center.]  
**Page 9**

**Garbage that cannot be collected in Kasai City and garbage that cannot be brought directly into the Kasai City Clean Center**

**Typical items**  
[Gas cylinders, chemicals (pesticides), waste oil, fire extinguishers, tires, auto parts in general, four home appliances (TVs, air conditioners, refrigerators, and washing machines)]  
**Page 10**

**Paper and clothing (recyclable waste)**  
[These **cannot** be put out to the garbage terminal.]  
**Page 8**

In Kasai City, when you take out “burnable garbage” or “landfill garbage” to the garbage terminal, you need a “garbage bag designated by Kasai City” (figure on the bottom right).

“Garbage bags designated by Kasai City” are sold at public facilities such as the city office and community centers, as well as supermarkets, convenience stores, home centers, and local retailers.

**[Types and prices]**

- Large-size bag (equivalent to 45ℓ): 250 yen (10 sheets)
- Medium-size bag (equivalent to 30ℓ): 150 yen (10 sheets)
- Small-size bag (equivalent to 20ℓ): 100 yen (10 sheets)



# Purpose and Rules of Separation

## Purpose of separation

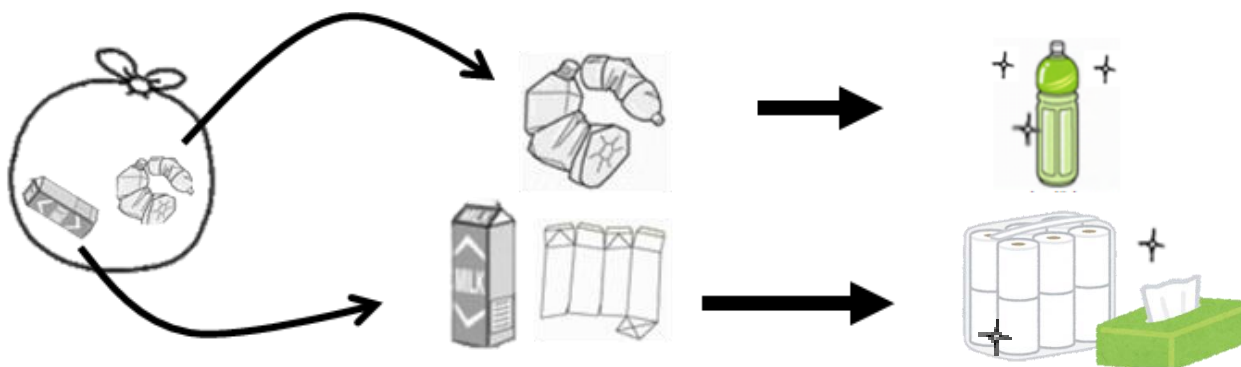
Why do we have to separate garbage?

▶ The primary purpose of separation is to reduce the amount of garbage.

If you throw away everything as garbage without separating garbage and resources, resources that could have been recycled will be wasted in burning or landfilling.

By separating resources from garbage, we can make effective use of limited resources, and as a result, the amount of garbage will be reduced, which will also extend the life of incinerators and landfills.

We ask for your understanding and cooperation in separating garbage and resources.



## Rules for taking out garbage

- Take out garbage by 8:30 a.m. on the collection day!
- Separate properly! (Use the garbage collection calendar, guidebook, and official LINE)
- Throw away at the designated garbage terminal (garbage dump)!

[POINTS]

- ☆ If you don't know where to throw away garbage, ask local residents or the management company of your rental housing, etc.
- ☆ Collection days are different depending on the area you live in. Check them in the garbage calendar for your area.

If you have any questions, please call the Environment Division, Kasai-shi Office. (Phone: 0790-42-8719)

# How to Dispose of Burnable Garbage



- Please put it in a **garbage bag designated by Kasai City** and tighten the string of the bag before disposal.
- Large items that do not fit in a garbage bag (items that are 30 cm or longer) are categorized as oversized trashes and **cannot be put out to the local garbage terminal**.

Please bring directly to the Ono City Clean Center or Kasai City Clean Center.

## Typical types and items

### Kitchen



#### Typical items

Cooking waste, leftovers, fruit waste, used tea leaves, egg shells, a small amount of shells, tempura waste oil (must be solidified), bamboo skewers, etc.

**\*Drain them well!**

### Papers and plastic



#### Typical items

Waste paper, paper diapers (throw away filths), cup noodle containers, bento boxes, tofu containers, pudding containers, small bags of snack food, egg cartons, wraps, plastic bags, etc.

### Cloth



(Items that are 30 cm or longer are regarded as oversized trashes)

#### Typical items

Stuffed toys, curtains, ropes, work gloves, etc.

### Leather and rubber



(Cut into pieces of 30 cm or less)

#### Typical items

Bags, leather shoes, athletic shoes, sandals, slippers, raincoats, etc.

### Bamboo and wood waste



(Cut into pieces of 30 cm or less)

#### Typical items

Twigs, bamboos, branches and leaves of plants, fallen leaves, etc.

### Others



#### Typical items

Cassette tape, CDs (including cases), video tape, candles, toothpaste tubes, ketchup or mayonnaise containers, etc.

**Notes: Newspapers, flyers, cardboard boxes, magazines, books, etc. shall be put out differently.**  
**→ See Page 8, please.**

# How to Dispose of Landfill Garbage



- Please put it in a **garbage bag designated by Kasai City** and tighten the string of the bag before disposal.
- Large items that do not fit in a garbage bag (items that are 30 cm or longer) are categorized as oversized trashes and **cannot be put out to the local garbage terminal**.

Please bring directly to the Ono City Clean Center or Kasai City Clean Center.

## Glasses and light bulbs

### Typical items

Mirrors, window glasses, glass products, glass cups, lamps, cosmetic bottles, marbles, baby bottles, etc.



Wrap it in paper, etc. and write **[Waremono chui! (Beware of fragile items)]** on the plastic bag.



Bottles of which it is hard to clean the inside (e.g. the grease cannot be removed) should be put out on the **landfill garbage day** instead of on the bottle collection day.

## Potteries

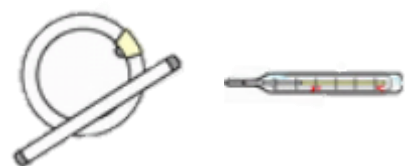
### Typical items

Ceramic ware, flower pots, vases, potteries, clay pots, etc.



Wrap it in paper, etc. and write **[Waremono chui! (Beware of fragile items)]** on the plastic bag.

**Note: Items with mercury attached to the inner surface, such as fluorescent lights, should be brought directly**



# How to Dispose of Small Home Appliances



- Put them in a **transparent or semi-transparent bag** to take them out. **(Designated garbage bags are not required)**
- At the garbage terminal, items with a side of about 30 cm or less and about 10 kg or less will be collected. Items larger than the size specified above should be brought directly to the Ono City Clean Center or Kasai City Clean Center as oversized trashes.
- The Kasai City Clean Center can also accept the small home appliances.



## Typical items

- Telephone sets, fax machines, radios, digital cameras, video cameras, and film cameras
- Video equipment (DVD video recorders, HDD recorders, BD recorders/players, video tape recorder (sets), tuners, and set top boxes)
- Audio equipment (MD players, digital audio players (flash memories), digital audio players (HDD), CD players, tape recorders excluding decks, head sets and earphones, IC recorders, and hearing aids)
- Auxiliary storage devices (hard disks, USB memories, and memory cards) / E-book readers / Electronic dictionaries, electronic sphygmomanometers, and electronic thermometers
- Barber equipment (hair dryers, curling irons, electric razors, electric hair clippers, electric razor washing machines, and electric toothbrushes)
- Irons, rice cookers, etc. / Flashlights / Watches
- Game machines (stationary game consoles, portable game machines, handheld game sets, (mini electronic game sets), and high-tech trendy toys)
- Auto supplies (car navigation systems, car color TVs, car tuners, car stereos, car radios, car CD players, car DVD players, car MD players, car speakers, car amplifiers, VICS units, and ETC in-vehicle units)
- Extension cords
- Accessories to the above machinery and appliances (remote controls, AC adapters, cables, plugs/jacks, chargers, etc.)



# How to Dispose of PET Bottles



- Put them in a **transparent or semi-transparent bag** to take them out. **(Designated garbage bags are not required)**
- Remove the labels (burnable garbage) and caps (recyclable waste) from the PET bottles, wash the PET bottles with water to put out the PET bottles (recyclable waste) and caps (recyclable waste) at the garbage terminal.

- The Kasai City Clean Center can also accept the small home appliances.



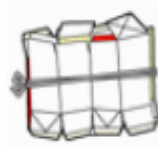
Put the caps in a separate bag and take it to the garbage terminal along with the PET bottles.

How to Dispose of PET Bottles, Paper Cartons, and Trays

# How to Dispose of Paper Cartons and Trays



- Put them in a **transparent or semi-transparent bag** to take them out. **(Designated garbage bags are not required)**
- The Kasai City Clean Center can also accept the small home appliances.



Wash the paper cartons with water and tie them with a string to take them to the garbage terminal.

### Typical items

Milk, juice, etc.

Wash the trays with water to put them out at the garbage terminal.

**Notes: Trays of the type that snap into two easily are recyclable material.**

**Notes: Paper cartons with silver lining should be put out on the burnable garbage day.**

# How to Dispose of Metals and Cans



•Put them in a transparent or semi-transparent bag to take them out. (Designated garbage bags are not required)

\*Depending on the area, there are mesh baskets that can be used to dispose of metal items.



Notes: Empty the inside to put them out.

## Typical items

Juice and beer cans, spray cans (have to be empty), aluminum products, aluminum foil, scissors, kettles, pans, frying pans, wire hangers, candy cans, toasters, cassette stoves (have to be 30 cm or less), kitchen knives (Please wrap in newspaper so that the worker does not get hurt.) and others.

How to Dispose of Metals, Cans, and Bottles

# How to Dispose of Bottles

•Please be sure to throw the bottles to the respective steel drum installed at the garbage station, according to the color of the bottles.

(There are three types of steel drums for each colors of the bottles: colorless, brown, and others (blue, green, and black).)



- Notes:
- Heat-resistant glasses, plate glasses, and bottles that cannot be cleaned with oil, etc. cannot be recycled, so please put them out to the garbage terminal on the landfill day.
  - Mirrors and glass cups are similar in material to bottles, but they should be put out on the landfill garbage day.
  - Please have the store take back items that can be reused, such as beer bottles, 1.8 liter bottles, and milk bottles if at all possible.
  - Please take home with you the bags you used to carry them.



# How to Dispose of Paper, Clothing, Tree cuttings (Dead Leaves) , etc.

•You can't put anything other than paper cartons out to the garbage terminal. Please bring directly to the Kasai City Clean Center.

How to Dispose of Recyclable Waste

Newspapers and flyers



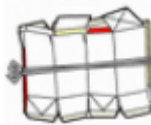
Cardboard boxes



Magazines and books



Paper cartons such as a milk



Note: You can also put it in a transparent or semi-transparent bag and take it out to

Clothing



Note: If they are small amounts (one bag or so), you can take them out to the garbage terminal as burnable garbage.

Tree cuttings (dead



Note: If they are small amounts (one bag or so), you can take them out to the garbage terminal as burnable garbage.

## How to Dispose of Oversized Trashes (items that are 30 cm or longer)

- These cannot be put out to the garbage terminal.

Please bring directly to the Ono City Clean Center or Kasai City Clean Center.



Note: Please bring them directly during the reception hours at the Ono City Clean Center or Kasai City Clean Center.

### Kasai City Clean Center

Processing fee: 90 yen per 10 kg

Reception hours: Mondays, Tuesdays, Thursdays, and Fridays

8:30 a.m. to 4:30 p.m. (Break time: 12:00 p.m. to 1:00 p.m.)

On fourth Sundays of May, July and November 8:30 a.m. to 11:30 a.m.

On fourth Sunday of December 8:30 a.m. to 4:30 p.m.

(Break time: 12:00 p.m. to 1:00 p.m.)

### Ono City Clean Center

Processing fee: 90 yen per 10 kg

Reception hours: Monday to Friday

8:30 a.m. to 4:30 p.m.

1st, 3rd and 5th Saturdays

8:30 a.m. to 11:30 a.m.

National holidays (excl. Saturdays and Sundays) 8:30 a.m. to 11:30 a.m.

- Garbage that cannot be collected in Kasai City
- Garbage that cannot be brought directly into the Kasai City

How to Dispose of Garbage that cannot be collected in Kasai City

### Four home appliances



Air conditioner



TV set



Refrigerator



Washing machine / Dryer

### Items that are difficult to process



Fire extinguisher



Auto parts



Drugs / Powerful drugs

### Personal computer



Notebook computer, desktop computer, etc.

Note: Items written above cannot be picked up at the Kasai City Clean Center.

So, please consult the store where you purchased it to have it disposed of.

Note: Only personal computers can be brought in by submitting a [Disposal Request Form] to the Kasai City Clean Center window.

#### <Introduction of Kasai City Official LINE messaging service>

Through this LINE messaging service, we deliver information on disaster prevention, child rearing, events, etc., including information on garbage collection days and the search feature for how to take out garbage. Please read the QR code and register on Kasai City's official LINE account.

\*In order to receive information on garbage collection days, reception settings are required.

